

SPIDER CRANE



SEVENCRAANE

 (00)86-182-37120067

 info@sevenmachinery.com

 www.sevenmachinery.com

THE WORLD'S MOST
COST-EFFECTIVE
MINI CRANE



ABOUT US

Henan Seven Industry Co., Ltd. SEVENCRANE brand is one of the excellent suppliers in the lifting and aerial work equipment industry. Our products have passed ISO quality certification, CE certification, EAC certification, etc., And We can provide equipment that meets high emission standards such as Euro V and EPA. SEVENCRANE's products have been used and recognized in over 80 countries and regions.

In addition to mini crawler cranes (spider cranes), we also produce bridge cranes, gantry cranes, jib cranes, aerial work platforms, and sell forklifts and other equipment related to lifting and handling work.

Mission: Through our efforts, we will make lifting and handling work safer and easier in the world.

Values: Human First, Sustainable Innovation, Act Fast, Win-Win, Sincerity Passion, Respect life and protect environment.



6000+ m²

Factory Space

300+ Units

Annual Output

80+ Countries

Exportation Countries

7 Models

SS1.0 SS3.0 SS5.0
SS8.0 SS10.0 SS12.0 SS14.0

1 Years

Warranty period

Customized

Support special customization

SPIDER CRANE MODEL

SS1.0



- Max capacity: 1t
- Max ground lifting height: 6m
- Dimension: 2260*600*1470(mm)
- Weight: 1200kg

SS3.0



- Max capacity: 3t
- Max ground lifting height: 9.8m
- Dimension: 3400*950*1700(mm)
- Weight: 2600kg

SS5.0



- Max capacity: 5t
- Max ground lifting height: 16m
- Dimension: 4650*1400*2160(mm)
- Weight: 6300kg

SS8.0



- Max capacity: 8t
- Max ground lifting height: 18m
- Dimension: 5010*1600*2200(mm)
- Weight: 7300kg

SS10.0



- Max capacity: 10t
- Max ground lifting height: 19.6m
- Dimension: 5550*1850*2300(mm)
- Weight: 9200kg

SS12.0






- Max capacity: 12t
- Max ground lifting height: 22m
- Dimension: 6050*1850*2300(mm)
- Weight: 11500kg

SS14.0



- Max capacity: 14t
- Max ground lifting height: 22m
- Dimension: 6050*2000*2300(mm)
- Weight: 15200kg



SS1.0

MINI CRAWLER CRANE

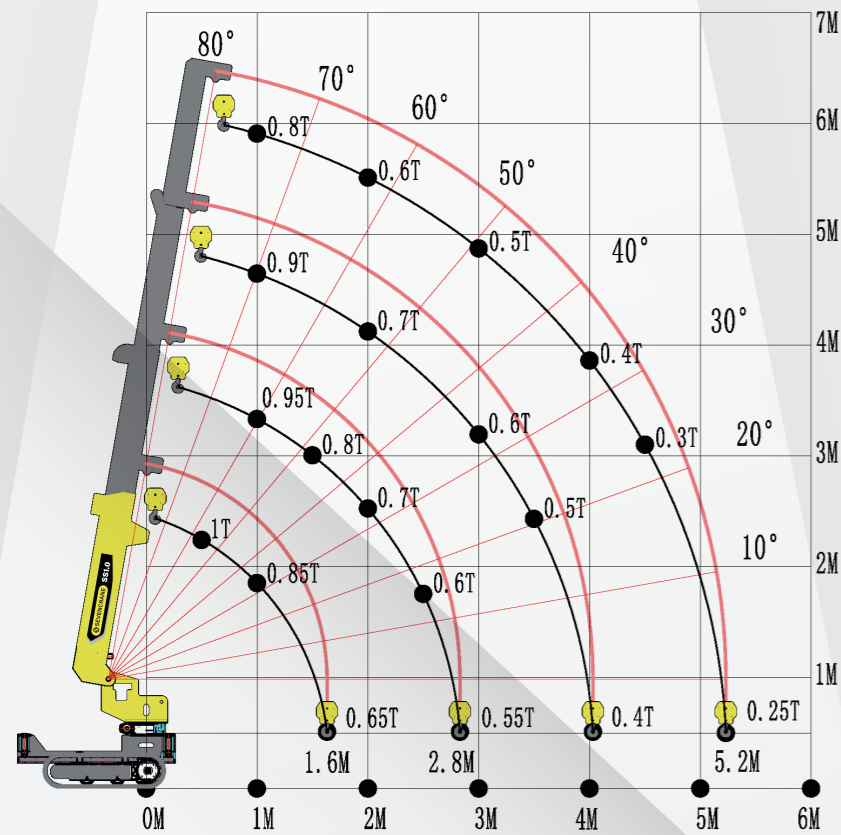
Product Parameters SS1.0

Model	SS1.0	
Capacity	1T	
Working Max Capacity	5.2m*0.25T	
Max Ground Lifting Height	6m(2 rope)	
Winch Device	winch type	Hydraulic motor
	Hook speed	≈2.3m/min
Telescopic System	Wire rope	Φ8mmx20m(Max)
	Boom Type	U type automatic 4 section
	Boom Length	2.1m-5.7m
Up and down	Crane boom extension speed	30sec(fully extended)
	Boom Angle/Time	0-70°/50sec
Slew device	Slew Angle/Speed	0-360°/ 107sec
Outrigger	Outrigger active type	Manual rotation, automatic support
	Maximum extension range	3120mm*2950mm
Walking system	Driving type	Hydraulic motor
	Walking Speed	0°0.3km/h
	Grade ability	20°
	Rubber track	1110mm*150mm
Engine system	Gasoline engine +electric motor	Battery pack +electric motor
	Model: Honda Gx390 Displacement: 0.389L Rated output power: 9.6kw Startup method: Electric start fuel type: Gasoline Fuel tank capacity: 6.1L	Voltage: 48V Battery capacity: 200Ah Working hours: 3-5h Power/speed: 6KW 2000r/min
Electric Motor	Model	YYB112M-4 (three-phase AC asynchronous motor)
	Voltage	AC380V(50Hz)+Support customization
Operation system	Power/Speed	4Kw/1440min-1
	Remote control type	wireless remote/100m
	Outrigger	Manual
Dimension	Walk	Remote/manual
	Boom	Remote/manual
Hydraulic Oil Tank Capacity	20L	
Wight	1200kg	
Safety Devices	torque limiter, anti rollover device, interlock device, hook overwinding device, overload alarm limiter, tri color alarm light, emergency stop button.	
Optional	remote control, one key leveling function, hydraulic fly jib, grab bucket, basket, glass suction cup, other customized devices.	

Lifting table at maximum extension outrigger



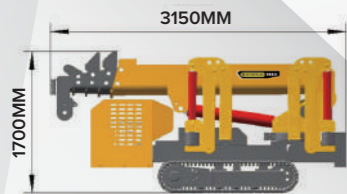
≤2.1m boom		≤3.3m boom		≤4.5m boom		≤5.7m boom	
Working Radius(m)	Rated Load(t)	Working Radius(m)	Rated Load(t)	Working Radius(m)	Rated Load(t)	Working Radius(m)	Rated Load(t)
0.5	1.0	1.0	0.95	1.0	0.9	1.0	0.8
1.0	0.85	1.5	0.8	2.0	0.7	2.0	0.6
1.6	0.65	2.0	0.7	3.0	0.6	3.0	0.5
		2.5	0.6	3.5	0.5	4.0	0.4
		2.8	0.55	4.0	0.4	4.5	0.3
						5.2	0.25

SS1.0 Load Chart



Spider Crane-SS1.0





SS3.0

MINI CRAWLER CRANE

Product Parameters SS3.0

Model	SS3.0		
Capacity	3T		
Working Max Capacity	9.3m*0.2T		
Max Ground Lifting Height	9.8m(4 rope)		
Winch Device	winch type	Hydraulic motor	
	Hook speed	≥4.8m/min	
Telescopic System	Wire rope	Ø8mmx45m(Max)	
	Boom type	U typeautomatic 5 section	
	Boom length Crane boom extension speed	3.0m-9.8m 26sec(fully extended)	
Up and down	Boom Angle/Time	0-75°/18sec	
Slew device	Slew Angle/Speed	0-360°/45sec	
Outrigger	Outrigger active type	Manual rotation, automatic support	
	Maximum extension range Driving type	4470mm*3940mm Hydraulic motor	
Walking system	Walking Speed	0~0.8km/h	
	Grade ability	20°	
	Rubber track	1600mm*230mm	
Engine system	Diesel engine +electric motor	Diesel engine +electric motor	Battery pack +electric motor
	Model:Chang Chai EV80 Displacement:0.875L Rated output power:12.0kw Startup method:Electric start Fuel type:diesel Fuel tank capacity:21L	Model:yanmar 3TNV88 Displacement:1.642L Rated output power:18.2kw Startup method:Electric start Fuel type:diesel Fuel tank capacity:21L	Voltage:48V Battery capacity:200Ah Working hours:3-5h Power/speed:6KW 2000r/min
	Electric Motor	Model YB112M-4 (three-phase AC asynchronous motor) Voltage AC380V(50Hz) Power/Speed 4Kw/1440min-1	
	Operation system	Remote control type	wireless remote control/100m
		Outrigger	Manual
		Walk	Remote/manual
	Boom	Remote/manual	
Dimension	Length*Width*Heigh	3400mm*950mm*1700mm	
Hydraulic Oil Tank Capacity	40L		
Wight	2600kg		
Safety Devices	torque limiter, anti rollover device, interlock device, hook overwinding device, overload alarm limiter, tri color alarm light, emergency stop button.		
Optional	remote control, one key leveling function, hydraulic fly jib, grab bucket, basket, glass suction cup, other customized devices.		

Lifting table at maximum extension outrigger

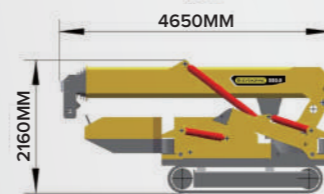
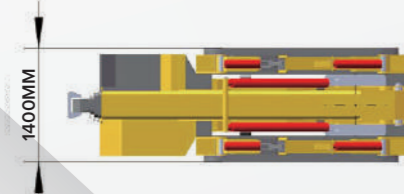
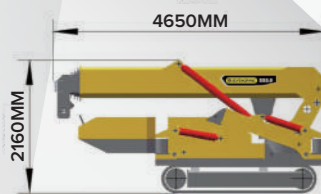
≤3.0m boom		≤4.7m boom		≤6.5m boom		≤8.1m boom		≤9.8m boom	
Working Radius(m)	Rated Load(t)	Working Radius(m)	Rated Load(t)	Working Radius(m)	Rated Load(t)	Working Radius(m)	Rated Load(t)	Working Radius(m)	Rated Load(t)
1.0	3.0	1.0	2.5	1.0	2.0	2.0	1.0	2.5	0.8
1.5	2.5	2.0	2.2	3.0	1.75	3.0	0.9	4.0	0.7
2.0	2.0	3.0	1.8	4.0	1.5	4.0	0.8	5.0	0.6
2.5	1.0	3.5	1.2	5.0	1.0	5.0	0.7	6.0	0.5
		4.2	0.8	6.9	0.8	6.0	0.6	7.0	0.4
						7.0	0.5	8.0	0.3
						7.6	0.4	9.3	0.2

SS3.0 Load Chart



Spider Crane-SS3.0





SS5.0

MINI CRAWLER CRANE

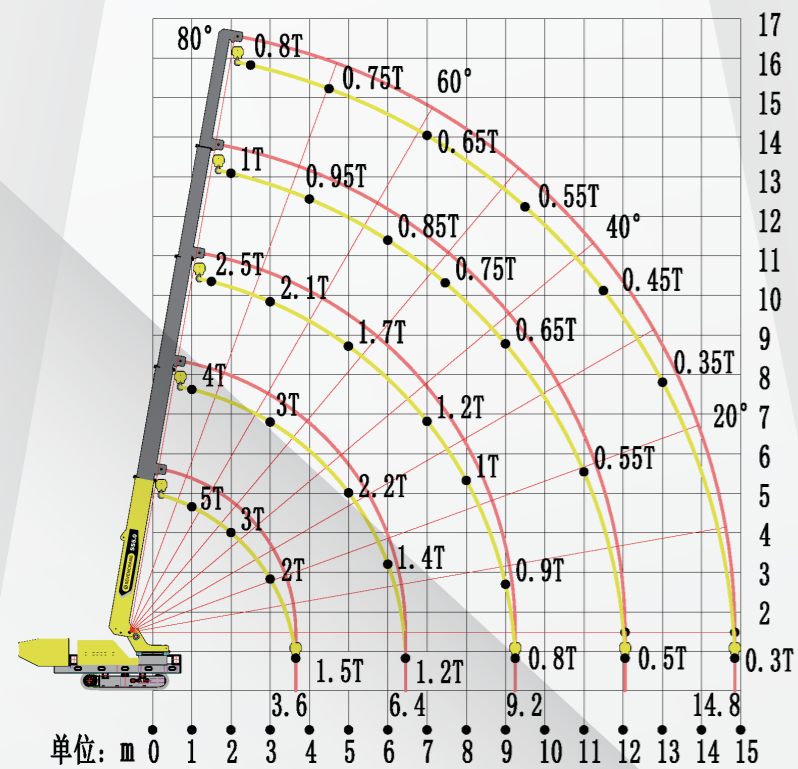
Product Parameters SS5.0

Model	SS5.0		
Capacity	5T		
Working Max Capacity	14.8m*0.3T		
Max Ground Lifting Height	16m(4 rope)		
Winch Device	Winch type	Hydraulic motor, high and low speed	
	Hook speed	Slow speed 6m/min, fast speed 11m/min	
	Wire rope	Φ10mmx70m(Max)	
Telescopic System	Boom Type	Hexagonal fully automatic 5 section	
	Boom Length	4.4m-15.6m	
	Crane boom extension speed	40sec(fully extended)	
Up and down	Boom Angle/Time	0-78°/46sec	
Slew device	Slew Angle/Speed	0-360° / 120sec	
Outrigger	Outrigger active type	Manual rotation, automatic support	
	Maximum extension range	Side-5600mm*Front-5560mm*Rear-5000mm	
	Driving Mode	Hydraulic motor	
Walking system	Walking Speed	Low speed 0-0.8km/h, high speed 0-2km/h	
	Grade ability	20°	
	Rubber track	2200mm*300mm	
Engine system	Diesel engine +electric motor	Diesel engine +electric motor	Optional Diesel engine
	Model:Cloud YN25GB	Model:4TNV88	Changchai
	Displacement:2.5L	Displacement:2.19L	Yuchai
	Rated output power:37Kw	Rated output power:27Kw	
	Startup method:Electric start	Startup method:Electric start	
	Fuel type:Diesel	Fuel type:Diesel	
Electric motor	Fuel tank capacity:45 L	Fuel tank capacity:43 L	
	Model	YE2-160L-6 (three-phase AC asynchronous motor)	
	Voltage	AC380V(50Hz)	
Operation system	Power/Speed	11Kw/970min-1	
	Remote control type	wireless remote control/100m	
	Outrigger	Manual	
Dimension	Walk	Remote/manual	
	Boom	Remote/manual	
Hydraulic Oil Tank Capacity	70L		
Wight	6300kg		
Safety Devices	torque limiter, anti rollover device, interlock device, hook overwinding device, overload alarm limiter, tri color alarm light, emergency stop button.		
Optional	remote control, one key leveling function, hydraulic fly jib, grab bucket, basket, glass suction cup, other customized devices.		

Lifting table at maximum extension outrigger

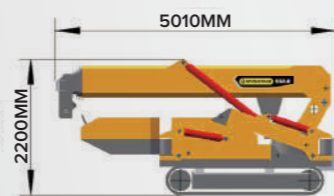
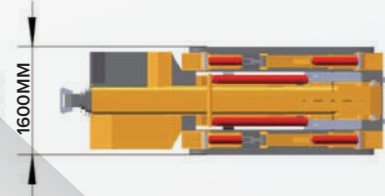
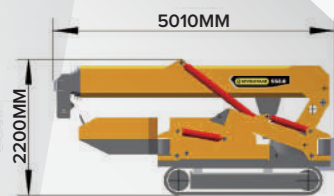
≤4.4m boom		≤7m boom		≤9.8m boom		≤12.6m boom		≤15.6m boom	
Working Radius(m)	Rated Load(t)	Working Radius(m)	Rated Load(t)	Working Radius(m)	Rated Load(t)	Working Radius(m)	Rated Load(t)	Working Radius(m)	Rated Load(t)
1.0	5.0	1.0	4.0	1.5	2.5	2.0	1.0	2.5	0.8
2.0	3.0	3.0	3.0	3.0	2.1	4.0	0.95	4.5	0.75
3.0	2.0	5.0	2.2	5.0	1.7	6.0	0.85	7.0	0.65
3.6	1.5	6.0	1.4	7.0	1.2	7.5	0.75	9.5	0.55
		6.5	1.2	8.0	1.0	9.0	0.65	11.5	0.45
				9.0	0.9	11	0.55	13	0.35
				9.2	0.8	12	0.5	14.8	0.3

SS5.0 Load Chart



Spider Crane-SS5.0





SS8.0

MINI CRAWLER CRANE

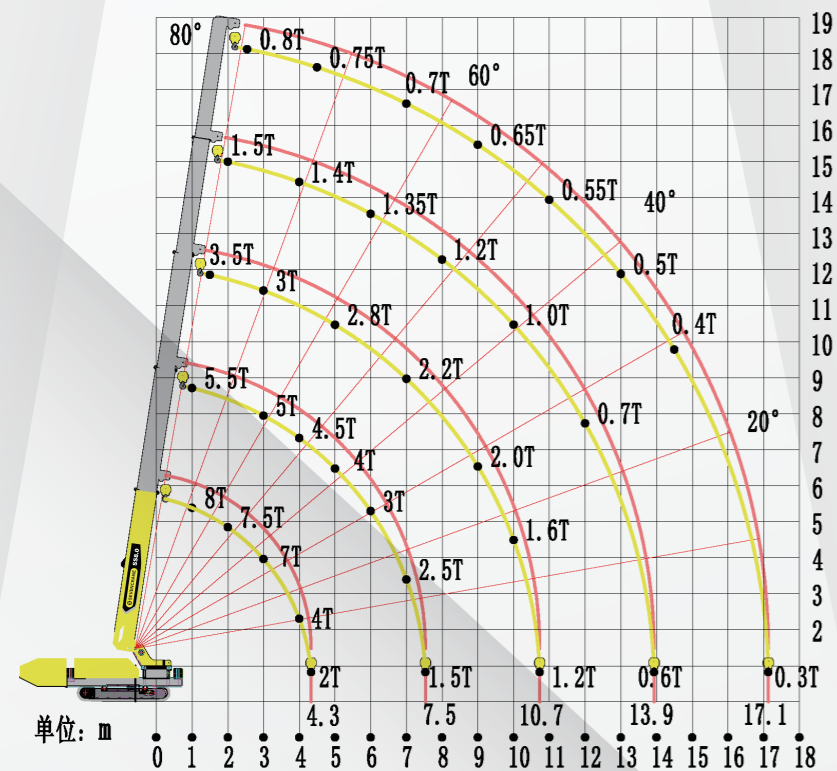
Product Parameters SS8.0

Model	SS8.0		
Capacity	8T		
Working Max Capacity	171m*0.3T		
Max Ground Lifting Height	18m(4 rope)		
Winch Device	Winch way	Hydraulic motor, high and low speed	
	Hook speed	Slow speed 6.5m/min, fast speed 12m/min	
	Wire rope	Φ11mmx80m(Max)	
Telescopic System	Boom Type	Hexagonal fully automatic 5 section	
	Boom Length	5.1m-17.9m	
	Crane boom extension speed	50sec(fully extended)	
Up and down	Boom Angle/Time	0-78°/60sec	
Slew device	Slew Angle/Speed	0-360°/ 120sec	
Outrigger	Outrigger active type	Manual rotation, automatic support	
	Maximum extension range	Side-6400mm*Front-6500mm*Rear-5400mm	
Tracion system	Driving Mode	Hydraulic motor	
	Walking Speed	Low speed 0-0.8km/h, high speed 0-2km/h	
	Grade ability	20°	
	Rubber track	2570mm*350mm	
Engine system	Diesel engine +electric motor	Diesel engine +electric motor	Optional Diesel engine
	Model:Cloud YN27GBZ	Model:4TNV98	Changchai
	Displacement:2.7L	Displacement:3.319L	Yuchai
	Rated output power:58Kw	Rated output power:42.4Kw	
	Startup method:Electric start	Startup method:Electric start	
	Fuel type:Diesel	Fuel type:Diesel	
Fuel tank capacity:45 L	Fuel tank capacity:43 L		
Electric Motor	Model	YE2-180-6 (three-phase AC asynchronous motor)	
	Voltage	AC380V(50Hz)	
	Power/Speed	15Kw/970min-1	
Operation system	Remote control type	wireless remote control/100m	
	Outrigger	Manual	
	Walk	Remote/manual	
	Boom	Remote/manual	
Dimension	Length*Width*Heigh	5010mm*1600mm*2200mm	
Hydraulic Oil Tank Capacity		130L	
Wight		7300kg	
Safety Devices	torque limiter, anti rollover device, interlock device, hook overwinding device, overload alarm limiter, tri color alarm light, emergency stop button.		
Optional	remote control, one key leveling function, hydraulic fly jib, grab bucket, basket, glass suction cup, other customized devices.		

Lifting table at maximum extension outrigger

≤5.1m boom		≤8.3m boom		≤11.5m boom		≤14.7m boom		≤17.9m boom	
Working Radius(m)	Rated Load(t)	Working Radius(m)	Rated Load(t)	Working Radius(m)	Rated Load(t)	Working Radius(m)	Rated Load(t)	Working Radius(m)	Rated Load(t)
1.0	8.0	1.0	5.5	1.5	2.5	2.0	1.5	2.5	0.8
2.0	7.5	3.0	5.0	3.0	3.0	4.0	1.4	4.5	0.75
3.0	7.0	4.0	4.5	5.0	2.8	6.0	1.35	7.0	0.7
4.0	4.0	5.0	4.0	7.0	2.2	8.0	1.2	9.0	0.65
4.3	2.0	6.0	3.0	9.0	2.0	10	1.0	11	0.55
		7.0	2.5	10.0	1.6	12.0	0.7	13	0.5
		7.5	1.5	10.7	1.2	13.9	0.6	14.5	0.4
								17.1	0.3

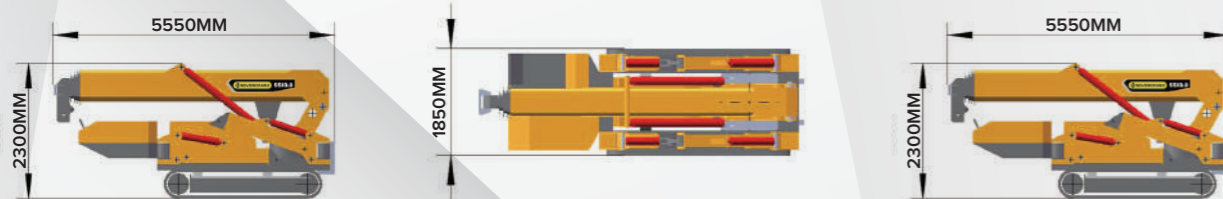
SS8.0 Load Chart



Spider Crane-SS8.0



Product Parameters SS10.0



SS10.0

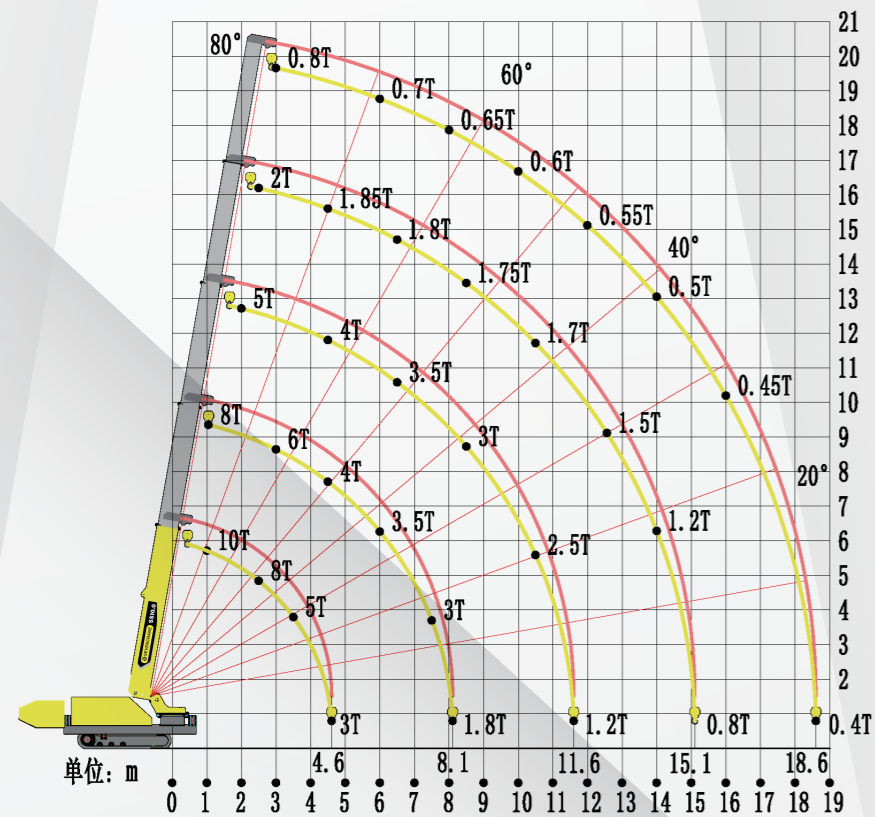
MINI CRAWLER CRANE

Model	SS10.0		
Capacity	10T		
Working Max Capacity	18.6m*0.8T		
Max Ground Lifting Height	19.6m(4 rope)		
Winch Device	Winch way	Hydraulic motor drive, high and low speed	
	Hook speed	Slow speed 6.5m/min, fast speed 12m/min	
	Wire rope	Φ11mmx90m(Max)	
Telescopic System	Boom Type	Hexagonal fully automatic 5 section	
	Boom Length	5.1m-19.6m	
	Crane boom extension speed	50sec(fully extended)	
Up and down	Boom Angle/Time	0-78°/60sec	
Slew device	Slew Angle/Speed	0-360°/ 120sec	
Outrigger	Outrigger active type	Manual rotation, Automatic support	
	Maximum extension range	Side7400mm*Front-7000mm*Rear-6000mm	
Tracion system	Driving Mode	Hydraulic motor	
	Walking Speed	Low speed 0-0.8km/h, high speed 0-2km/h	
	Grade ability	20°	
	Rubber track	2570mm*350mm	
Engine system	Diesel engine +electric motor	Diesel engine +electric motor	Optional Diesel engine
	Model:Cloud YN27GBZ	Model:4TNV98	Changchai
	Displacement:2.7L	Displacement:3.319L	Yuchai
	Rated output power:58Kw	Rated output power:42.4Kw	
	Startup method:Electric start	Startup method:Electric start	
	Fuel type:Diesel	Fuel type:Diesel	
Fuel tank capacity:45 L	Fuel tank capacity:43 L		
Electric Motor	Model	YE2-180-6 (three-phase AC asynchronous motar)	
	Voltage	AC380V(50Hz)	
	Power/Speed	15Kw/970min-1	
Engine system	Remote control type	wireless remote control/100m	
	Outrigger	Remote/manual	
	Walk	Remote/manual	
	Boom	Remote/manual	
Dimension	Length*Width*Heigh	5550mm*1850mm*2300mm	
Hydraulic Oil Tank Capacity	130L		
Wight	9200kg		
Safety Devices	torque limiter, anti rollover device, interlock device, hook overwinding device, overload alarm limiter, tri color alarm light, emergency stop button.		
Optional	remote control, one key leveling function, hydraulic fly jib, grab bucket, basket, glass suction cup, other customized devices.		

Lifting table at maximum extension outrigger

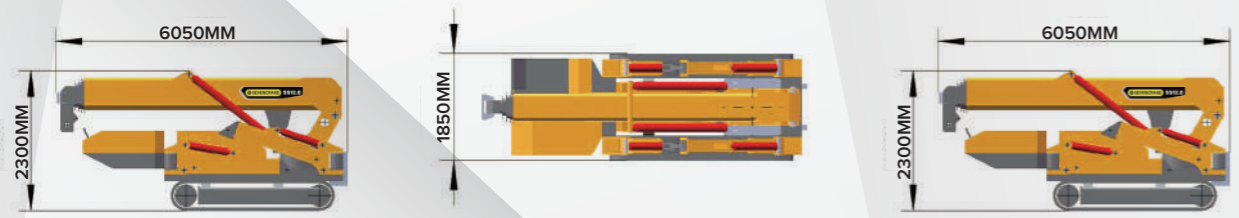
≤5.4m boom		≤8.9m boom		≤12.4m boom		≤15.9m boom		≤19.4m boom	
Working Radius(m)	Rated Load(t)	Working Radius(m)	Rated Load(t)	Working Radius(m)	Rated Load(t)	Working Radius(m)	Rated Load(t)	Working Radius(m)	Rated Load(t)
1.0	10	1.0	8.0	2.0	5.0	2.5	2.0	3.0	0.8
2.5	8.0	3.0	7.0	4.5	4.0	4.5	1.85	6.0	0.7
3.5	5.0	4.5	6.0	6.5	3.5	6.5	1.8	8.0	0.65
4.6	3.0	6.0	4.0	8.5	3.0	8.5	1.75	10	0.6
		7.5	3.0	10.5	2.5	10.5	1.7	12	0.55
		8.1	1.8	11.6	1.2	12.5	1.5	14	0.5
						14.0	1.2	16	0.45
						15.1	0.8	18.6	0.4

SS10.0 Load Chart



Spider Crane-SS10.0





SS12.0

MINI CRAWLER CRANE

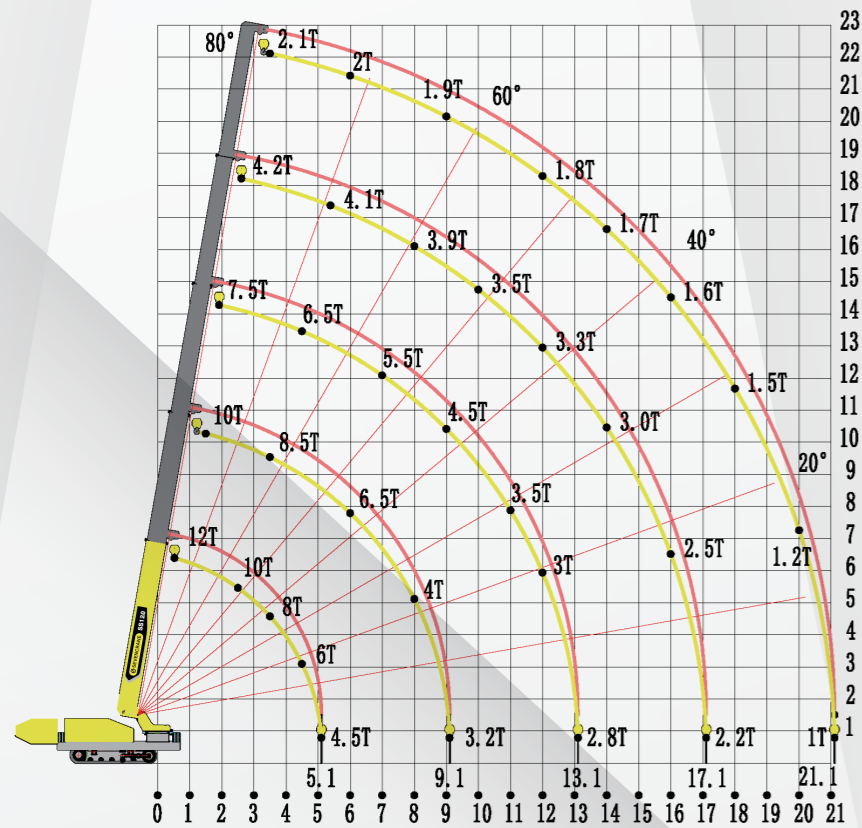
Product Parameters SS12.0

Model	SS12.0	
Capacity	12T	
Working Max Capacity	21.1m*1.0T	
Max Ground Lifting Height	22m(4 rope)	
Winch Device	Winch way	Hydraulic motor drive, high and low speed
	Hook speed	Slow speed 6.5m/min, fast speed 12m/min
	Wire rope	Φ11mmx100m(Max)
Telescopic System	Boom Type	Hexagonal fully automatic 5 section
	Boom Length	5.9m-21.9m
	Crane boom extension speed	50sec(fully extended)
Up and down	Boom Angle/Time	0-78°/60sec
Slew device	Slew Angle/Speed	0-360°/ 120sec
Outrigger	Outrigger active type	Manual rotation, Automatic support
	Maximum extension range	Side-7400mm*Front-7000mm*Rear-6000mm
	Driving Mode	Hydraulic motor
Tracion system	Walking Speed	Low speed 0-0.8km/h, high speed 0-2km/h
	Grade ability	20°
	Rubber track	2570mm*400mm
Engine system	Diesel engine +electric motor	
	Model:Chang Chai	
	Rated output power:65Kw	
	Startup method:Electric start	
	Fuel type:Diesel Fuel tank capacity:50 L	
Electric Motor	Model	YE2-180-6 (three-phase AC asynchronous motor)
	Voltage	AC380V(50Hz)
	Power/Speed	15Kw/970min-1
Operation system	Remote control type	wireless remote control/100m
	Outrigger	Remote/manual
	Walk	Remote/manual
	Boom	Remote/manual
Dimension	Length*Width*Heigh	6050mm*1850mm*2300mm
Hydraulic Oil Tank Capacity	130L	
Wight	11500kg	
Safety Devices	torque limiter, anti rollover device, interlock device, hook overwinding device, overload alarm limiter, tri color alarm light, emergency stop button.	
Optional	remote control, one key leveling function, hydraulic fly jib, grab bucket, basket, glass suction cup, other customized devices.	

Lifting table at maximum extension outrigger

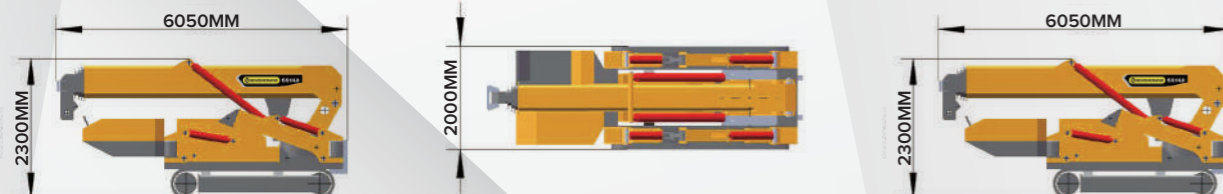
≤5.9m boom		≤9.9m boom		≤13.9m boom		≤17.9m boom		≤21.9m boom	
Working Radius(m)	Rated Load(t)	Working Radius(m)	Rated Load(t)	Working Radius(m)	Rated Load(t)	Working Radius(m)	Rated Load(t)	Working Radius(m)	Rated Load(t)
0.5	12	1.5	10	2.0	7.5	2.5	4.2	3.5	2.1
2.5	10	3.5	8.5	4.5	6.5	5.5	4.1	6.0	2.0
3.5	8.0	6.0	6.5	6.0	5.5	8.0	3.9	9.0	1.9
4.5	6.0	8.0	4.0	7.0	4.5	10	3.5	12	1.8
5.1	4.5	9.1	3.2	9.0	3.5	12	3.3	14	1.7
				11	3.0	14	3.0	16	1.6
				13.1	2.8	16	2.5	18	1.5
						17.1	2.2	20	1.2
								21.1	1.0

SS12.0 Load Chart



SS12.0 Load Chart





SS14.0

MINI CRAWLER CRANE

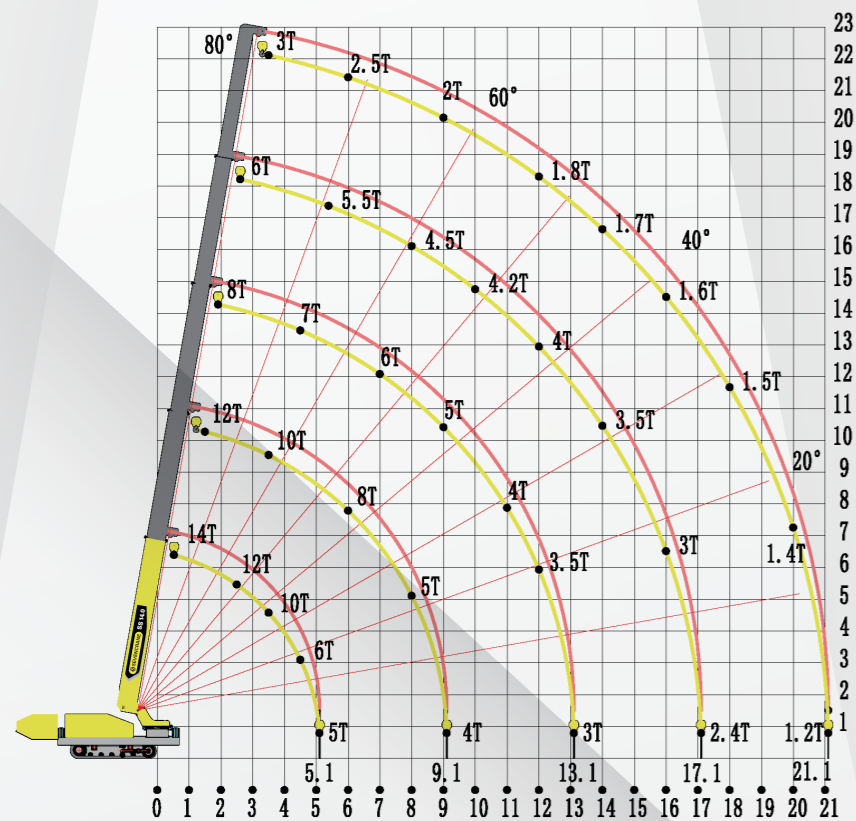
Product Parameters SS14.0

Model	SS14.0	
Capacity	14T	
Working Max Capacity	21.1m*1.2T	
Max Ground Lifting Height	22m(4 rope)	
Winch Device	Winch way	Hydraulic motor drive, high and low speed
	Hook speed	Slow speed 6.5m/min, fast speed 12m/min
	Wire rope	Φ11mmx110m(Max)
Telescopic System	Boom Type	Hexagonal fully automatic 5 section
	Boom Length	5.9m-21.9m
	Crane boom extension speed	50sec(fully extended)
Up and down	Boom Angle/Time	0-78°/60sec
Slew device	Slew Angle/Speed	0-360°/ 120sec
Outrigger	Outrigger active type	Manual rotation, Automatic support
	Maximum extension range	Side-7400mm*Front-7000mm*Rear-6000mm
Tracion system	Driving Mode	Hydraulic motor
	Walking Speed	Low speed 0-0.8km/h, high speed 0-2km/h
	Grade ability	20°
Engine system	Rubber track	3200mm*400mm
		Diesel engine +electric motor
		Model:Yuchai
		Rated output power:85Kw
		Startup method:Electric start
Electric Motor		Fuel type:Diesel
		Fuel tank capacity:60 L
	Remote control type	Wireless remote control/100m
	Outrigger	Remote control/manual operation
Operation system	Walk	Remote control/manual operation
	Boom	Remote control/manual operation
	Model	YE2-180-6 (three-phase AC asynchronous motor)
Dimension	Voltage	AC380V(50Hz)
	Power/Speed	18Kw/970min-1
Hydraulic Oil Tank Capacity	130L	
Wight	15200kg	
Safety Devices	torque limiter, anti rollover device, interlock device, hook overwinding device, overload alarm limiter, tri color alarm light, emergency stop button.	
Optional	remote control, one key leveling function, hydraulic fly jib, grab bucket, basket, glass suction cup, other customized devices.	

Lifting table at maximum extension outrigger

≤5.9m boom		≤9.9m boom		≤13.9m boom		≤17.9m boom		≤21.9m boom	
Working Radius(m)	Rated Load(t)	Working Radius(m)	Rated Load(t)	Working Radius(m)	Rated Load(t)	Working Radius(m)	Rated Load(t)	Working Radius(m)	Rated Load(t)
0.5	14	1.5	12	2.0	8.0	2.5	6.0	3.5	3.0
2.5	12	3.5	10	4.5	7.0	5.5	5.5	6.0	2.5
3.5	10	6.0	8.0	6.0	6.0	8.0	4.5	9.0	2.0
4.5	6.0	8.0	5.0	7.0	5.0	10	4.2	12	1.8
5.1	5.0	9.1	4.0	9.0	4.0	12	4.0	14	1.7
				11	3.5	14	3.5	16	1.6
				13.1	3.0	16	3.0	18	1.5
						17.1	2.4	20	1.4
								21.1	1.2

SS14.0 Load Chart



Spider Crane-SS14.0



OPTIONAL ACCESSORIES



Man basket



Grab



Hydraulic fly jib



Suction cup



Remote with display



Fly jib

✔ SEVENCRAINE spider crane has a small volume and is easy to move, which makes up for the shortcomings of traditional large cranes that cannot complete operations in special spaces.

CUSTOMER VISIT



Saudi Arabia



Brazil




Indonesia



Russia



Canton Fair



Chile



Australia



Australia



Russia



Romania




Serbia



Thailand

CASE APPLICATION

SEVENCRANE spider crane has a wide range of applications in various fields, including construction, bridge maintenance, glass curtain wall installation, municipal building construction, interior decoration and renovation, etc.



Electric power maintenance



Glazed work



Indoor lifting



construction installation



Steel structure installation



Architecture decoration